
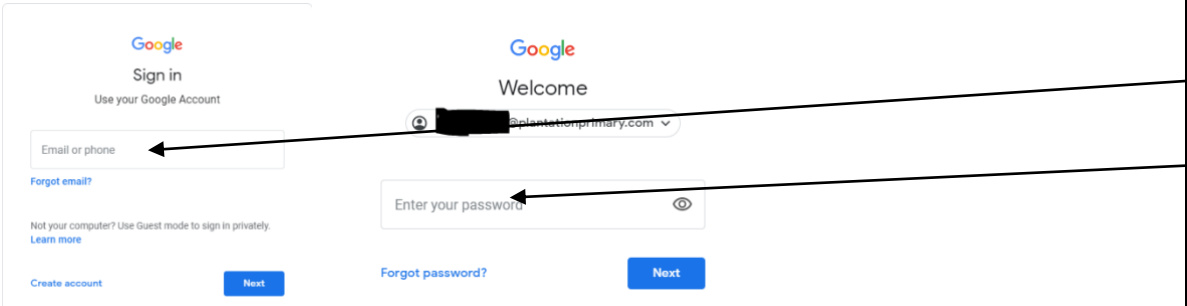
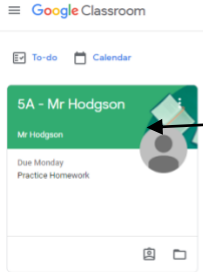
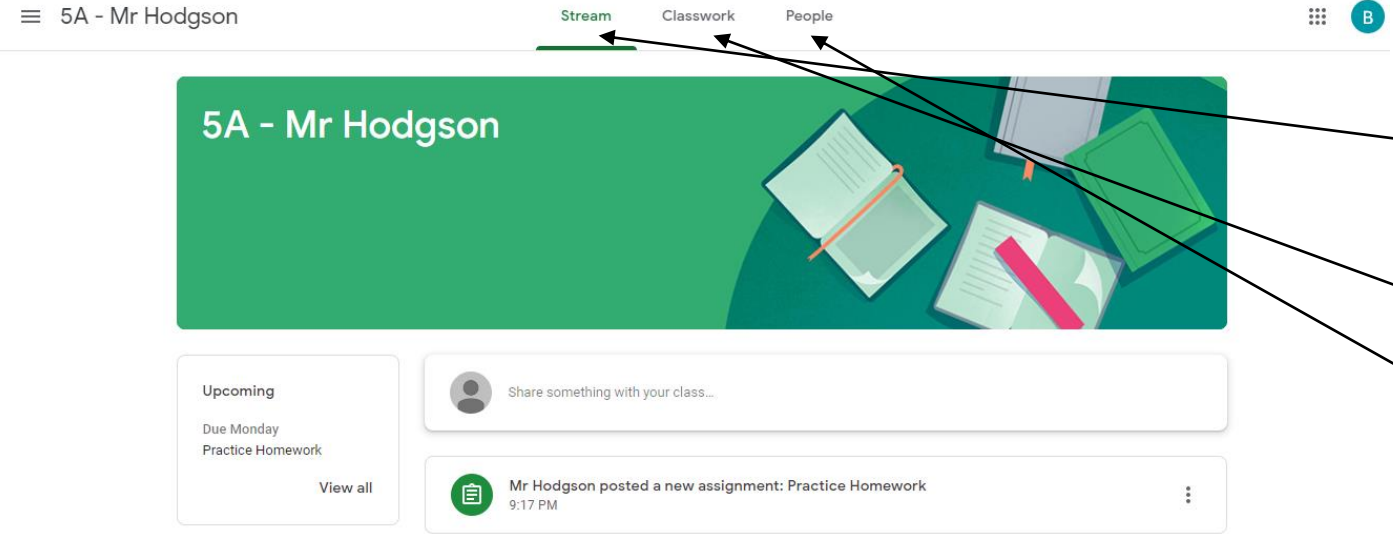
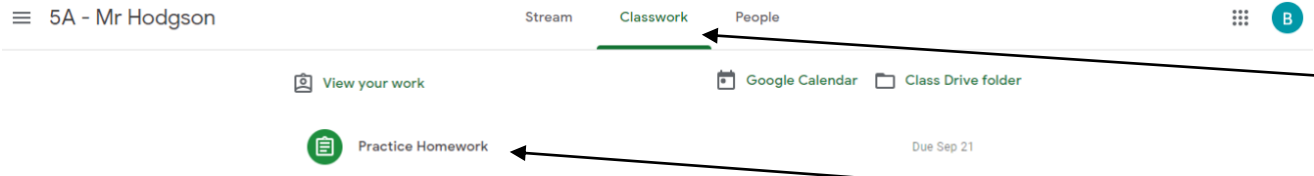
 <p>A screenshot of a Google search results page for 'google classroom'. The search bar at the top shows 'google classroom' with a search icon. Below the search bar, there are tabs for 'All', 'News', 'Images', 'Videos', 'Books', and 'More'. The search results show 'About 652,000,000 results (0.41 seconds)'. The first result is from 'edu.google.com' and is titled 'Classroom: manage teaching and learning   Google for ...'. Below this, there is a link to 'classroom.google.com' with the text 'Google Classroom' in purple. An arrow points from the text in the right-hand column to this link.</p>	<p>Search for 'google classroom' in your search engine.</p> <p>Or type <a href="https://www.classroom.google.com">www.classroom.google.com</a> into your web browser.</p>
 <p>The Google Classroom app logo, which features a green square with a white person icon inside, set against a yellow background. Below the icon, the text 'Google Classroom' is written in a grey, sans-serif font.</p>	<p>Alternatively, you can download the Google Classroom App on any tablet or phone.</p> <p>This option is preferred as submitting homework as a picture will be easier.</p>
 <p>A screenshot of the Google Classroom sign-in page. The page has a white background with the Google logo at the top. Below the logo, there are two sections: 'Sign in' and 'Welcome'. The 'Sign in' section has a text input field labeled 'Email or phone' and a link for 'Forgot email?'. The 'Welcome' section has a dropdown menu showing '@slantationprimary.com' and a text input field labeled 'Enter your password' with a toggle for visibility. There are 'Next' buttons at the bottom of both sections. An arrow points from the text in the right-hand column to the 'Email or phone' input field, and another arrow points to the 'Enter your password' input field.</p>	<p>Enter your child's username and password which will be in your child's planner.</p>

	<p>Your child should already be in their class.</p> <p>If not, click the + button to 'join a class' and enter your child's class code (also in the planner).</p>
	<p>The three bars along the top are:</p> <p>Stream – teachers and children can post messages on here (they will be monitored and this can be muted).</p> <p>Classwork – this is where your child's classroom will be</p> <p>People – this shows you all of your child's peers.</p>
	<p>If you click on 'classwork', you will find the work which has been set by the teacher.</p> <p>In this image, there is one homework called 'Practice Homework'.</p>

<div data-bbox="165 90 1637 890"> <div> Stream Classwork People </div> <div> View your work Google Calendar Class Drive folder </div> <div> <div>Practice Homework</div> <div>Due Sep 21</div> </div> <div> <div>Posted 9:17 PM</div> <div>Assigned</div> </div> <div> This is a practice. </div> <div> <div>practice word doc.docx</div> <div>Word</div> <div>practice pdf doc.pdf</div> <div>PDF</div> </div> <div>View assignment</div> </div>	<p>Click on the homework for an overview.</p> <p>Click 'view assignment' for a more in-depth look at the homework.</p>
<div data-bbox="271 927 1525 1353"> <div>5A - Mr Hodgson</div> <div> <div>Practice Homework</div> <div>Mr Hodgson • 9:17 PM</div> <div>100 points</div> <div>Due Sep 21</div> </div> <div> This is a practice. </div> <div> <div>practice word doc.docx</div> <div>Word</div> <div>practice pdf doc.pdf</div> <div>PDF</div> </div> <div> <div>Class comments</div> <div> Add class comment... </div> </div> <div> <div>Your work</div> <div>Assigned</div> <div> Add or create </div> <div>Mark as done</div> </div> <div> <div>Private comments</div> <div> Add private comment... </div> </div> </div>	<p>You can view any files which the teacher has uploaded as part of the homework.</p> <p>In this case, there is a Word Document and a PDF document.</p>

5A - Mr Hodgson

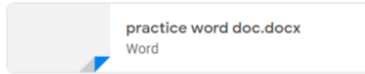
## Practice Homework

Mr Hodgson • 9:17 PM

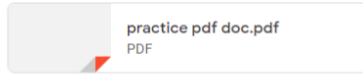
100 points

Due Sep 21

This is a practice.



practice word doc.docx  
Word



practice pdf doc.pdf  
PDF

Class comments



Add class comment...



Your work

Assigned

+ Add or create



Google Drive



Link



File

Create new



Docs



Slides



Sheets



Drawings

To submit work, click 'add or create'.

Here you can submit a document from the online Google Drive.

You can also submit a video or picture by clicking 'file'.

5A - Mr Hodgson

## Practice Homework

Mr Hodgson • 9:17 PM

100 points

This is a practice.

Class comments



Insert files using Google Drive



RECENT

UPLOAD

MY DRIVE

STARRED



BROWSE

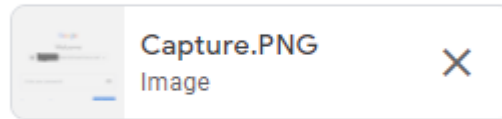
or drag a file here

Click 'upload' then 'browse'.

Here, you can either take a picture directly through the app, or upload a picture.

## Your work

Assigned



+ Add or create

Turn in

## Private comments




Add private comment...



Once uploaded, you must click 'turn in' for it to be sent to the teacher.


Here you can also send private messages to your teacher if you have any questions about the work which has been set.

**Your work** Turned in

 **Capture.PNG**  
Image

**Unsubmit**

**Private comments**




Once submitted, you can 'unsubmit' if you need to edit or change the file.



5A - Mr Hodgson

Stream

**Classwork**

People

 View your work

 Google Calendar  Class Drive folder



Practice Homework

Due Sep 21

If you return to your child's 'classwork' page, you will see the homework which has been submitted is now grey. This means it is complete and has been sent to the class teacher.